

---

# BEST MANAGEMENT PRACTICES



For Every Monitoring Program

&

When considering a new  
direction, method, technology  
or strategy

---

# LOTTERY WINNERS

What % of Lottery  
Winners lose all their  
money within five years?

More important, why?



Is The Means  
to An

**END**

Is the Result, Outcome and  
or Impact of the data /  
information being used

Monitoring  
Data &  
Technology



---

## TOP 3 BARRIERS TOP 3 BMPS

### Top BMPS

1. Identify, align and communicate monitoring purposes and data uses (they are different)
2. A complete Study Design
3. Assess and Identify capacity, engagement and key conditions for all parties

## Barriers

1. Lack of a common communication or lexicon about what we are doing and not doing
2. An incomplete or inadequate study design, which leads to ineffective implementation somewhere in the work flow
3. Mismatched capacity, engagement and conditions to create collective impact

---

# COMMON COMMUNICATION TOOL AND COMPLETE STUDY DESIGN FRAMEWORK

*Category 5: Best Management Practices*


## Bucket 1 Purpose and Why Design

- Program vision, values, scale, and scope
- Monitoring purpose, question, data uses
- Data user/info needs
- Results, outcomes, and impacts
- Volunteer management



## Bucket 2 Technical Design

- What, where, when, and how to sample & analyze
- Data management and quality assurance



## Bucket 3 Information Design


- Data analysis and interpretation
- Informational product creation & management
- Result reporting, communication, and outreach

## Study / Monitoring Program Design

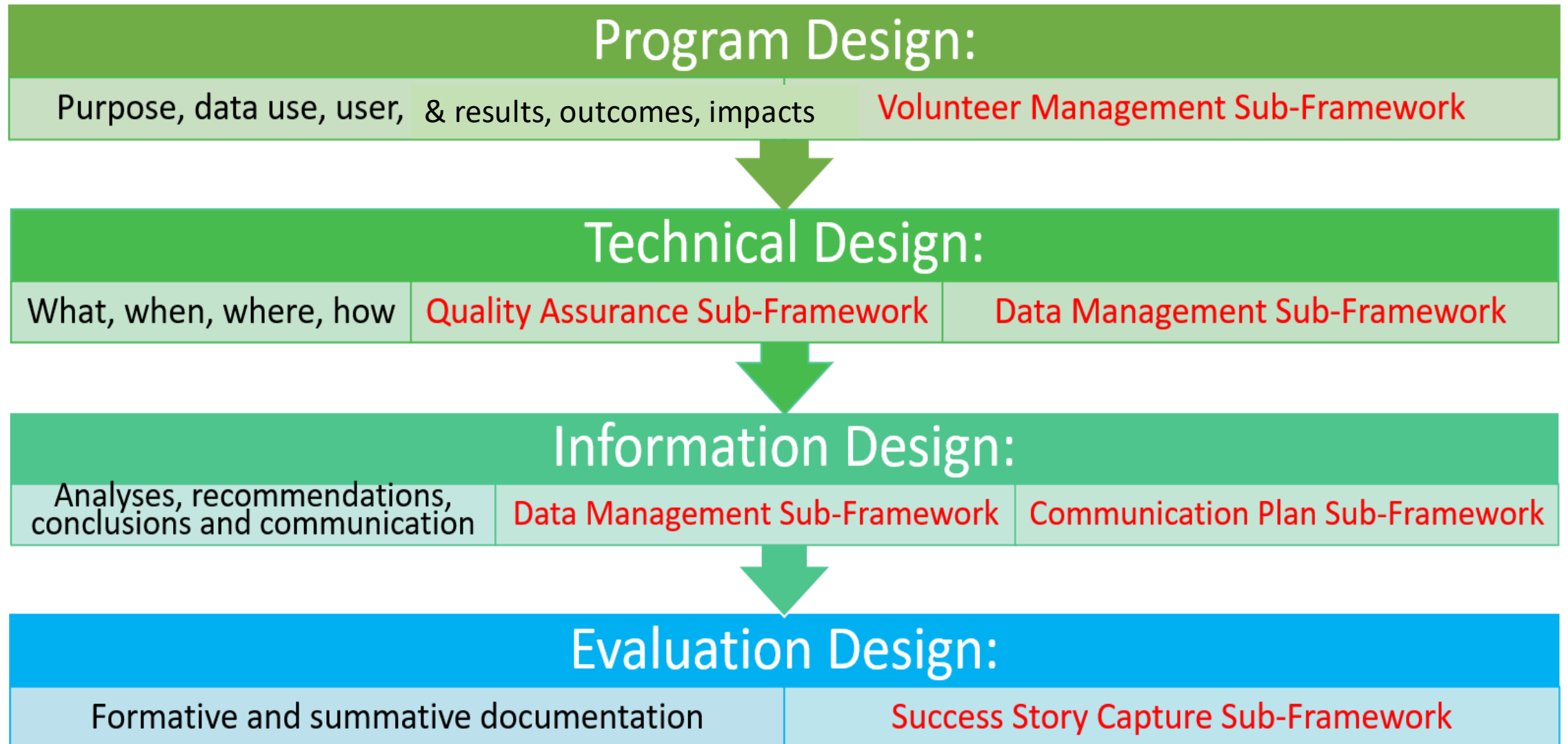


## Bucket 4 Evaluation Design

- Program performance and success stories
- Progress tracking
- Relevancy & capacity
- Program adjustments, adaption & evolution

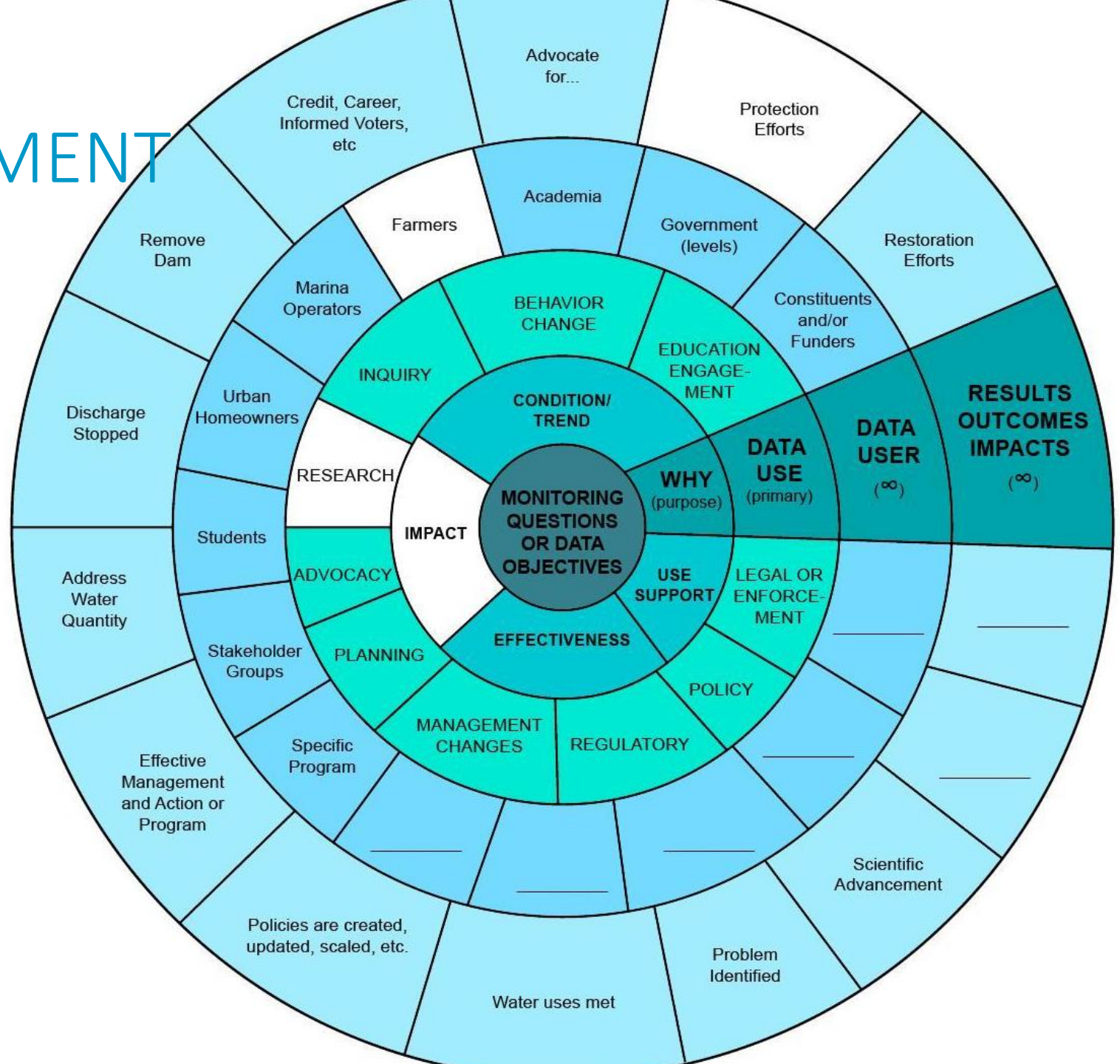
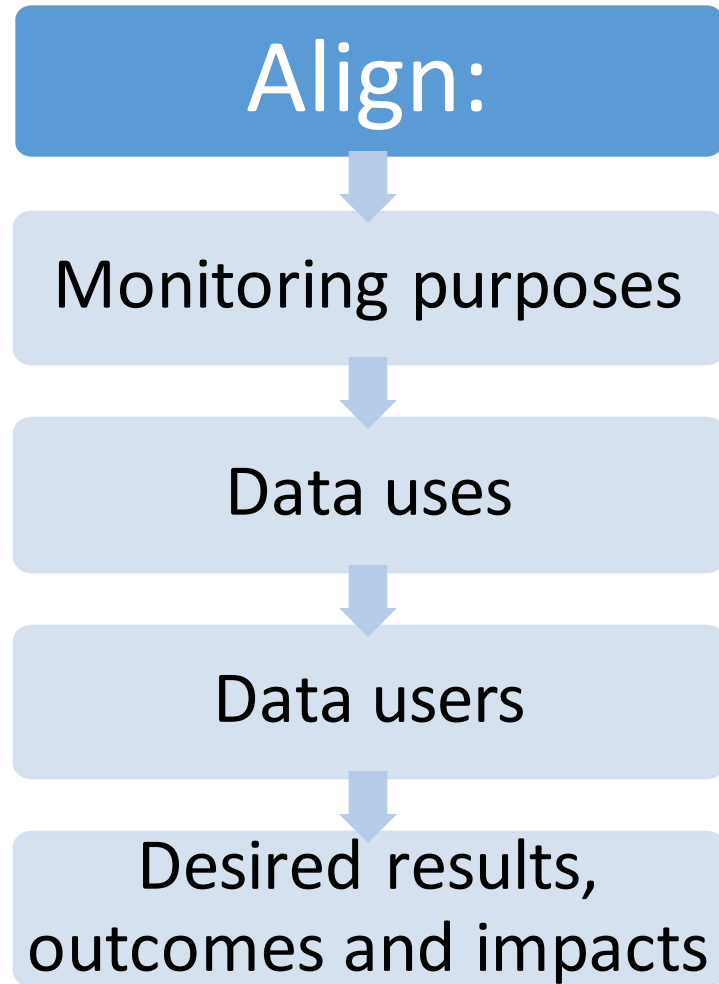


Study Design - Id combinations of purpose/use in 1<sup>st</sup> bucket that drive design of next three buckets





# PROGRAM ALIGNMENT



# CONDITIONS FOR COLLECTIVE IMPACT – PEOPLE

## Identify conditions for collective impact

- Capacity & Engagement Assessment

## Leverage relationships to:



- Generate data
- Develop a network
- Support actions
- Encourage stewardship

## Rethink, reimagine, reinvent, and update values

- Define how those values will be implemented




---

## ?- TO EXPLORE RE: NEW METHOD, TECHNOLOGY OR STRATEGY

1. What Core Study Design elements (bucket why/purpose, technical including data management, information including data use or evaluation) are involved?
2. Impact on other study design elements (buckets), work flows and capacity? (technical design, ease of use, OM, training, cost, detection limit, data outputs, meta-data, QAQC, integrating into existing workflow, database, documentation....
3. What support is needed versus available for training, trouble shooting
4. What are costs upfront to initiate, train and onboard, operate and maintain, upgrade and hidden or work flow costs?
5. Who will be responsible for training, O/M, data management, documentation and evaluation?
6. ID how this moves you closer to desired results, outcomes and impacts?

---

MORE INFORMATION  
ON FRAMEWORKS,  
ASSESSMENTS OR  
TRAINING



Barb Horn

[Scienceofbarb@gmail.com](mailto:Scienceofbarb@gmail.com)

970.903.3029

[Water Data Collaborative](#)

- Network
- Service Provider Portal
- Monitoring Framework and Support